



Easy Online Class Registration

Community Education Center & Arts Program


1. Go to <https://oneidacommunityeducationcenter.org/>

ON A COMPUTER:

2. Click this button...



3. Either click Create an Account button or Log In to register.



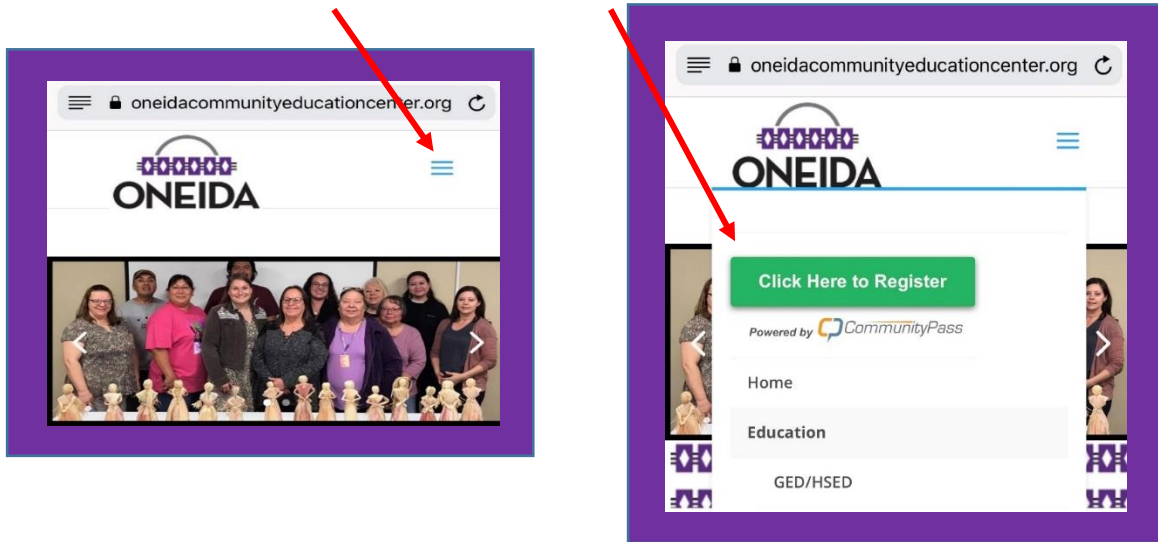
OR

A screenshot of a web form titled "Existing Users" in a yellow header. Below the header is the text "Please Log In" followed by a horizontal line. There are two input fields: "Username" and "Password", each with a corresponding label above it. A yellow "Log In" button is located at the bottom of the form. A red arrow points from the top right of the form towards the "Username" input field.

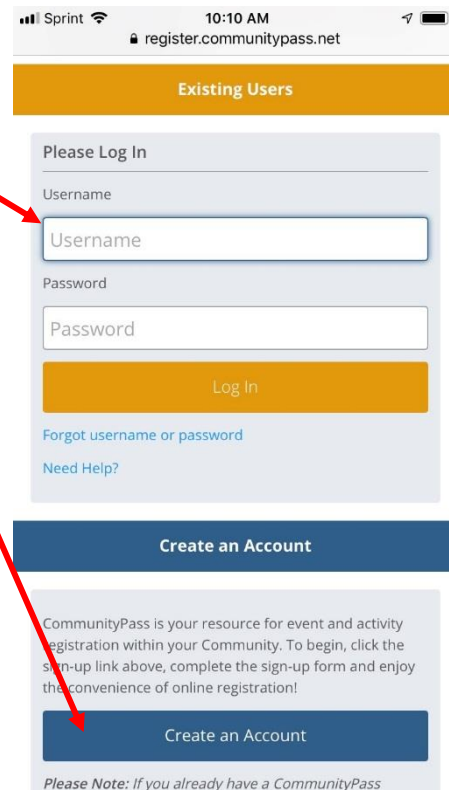
Questions? (920) 496-5260 or CEC_INFO@oneidanation.org

ON YOUR PHONE:

1. Go to <https://oneidacommunityeducationcenter.org/>
2. Click the 3 blue lines and the register button.



3. Either click Create an Account button or Log In to register.



**Questions? (920) 496-5260 or
CEC_INFO@oneidanation.org**